



**STANDARD EXECUTION**

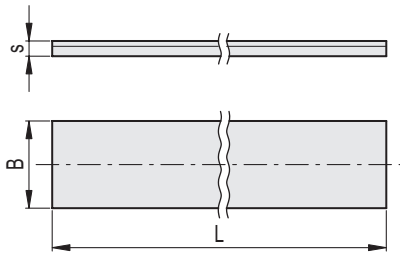
The magnetic band M-BAND-10 is made of two separate parts: the magnetic band and the cover strip. The magnetic band is made of a magnetic tape, a carrier strip and an adhesive tape (Fig.2). The cover strip is made of a protection strip and an adhesive tape (Fig.1).

**SPECIAL EXECUTIONS ON REQUEST**

Magnetic band with length different from the standard executions shown in the table, up to 25 m maximum.

**ASSEMBLY INSTRUCTIONS**

1. The cover strip must be installed over the magnetic band to protect it against possible mechanical damages.
2. Clean the mounting surface carefully.
3. Remove the protective foil from the adhesive tape of the magnetic band.
4. Stick the magnetic band on the mounting surface.
5. Clean the mounting surface carefully.
6. Remove the protective foil from the adhesive tape of the magnetic band.
7. Stick the cover strip on the magnetic band. (Fig.3)
8. In the absence of a seat for the housing of M-BAND-10, secure the ends of the cover strip to prevent unintentional peeling.



Technical data	
Precision	± 40 µm
Material	magnetic tape: nitrilic rubber
	carrier strip: stainless steel
	cover strip: stainless steel
	acrylic adhesive tape
Width	magnetic band: 10 mm ± 0.20 mm
	cover strip: 10 mm ± 0.20 mm
Thickness	magnetic band: 1.43 ± 0.15 mm
	cover strip: 0.23 mm
Magnetic pole pitch	5 mm
Operating and storage temperature	-40 ÷ +100 °C
Linear thermic expansion factor	17 x 10 <sup>-6</sup> /K

**METRIC**

Code	Description	Band length [mm] L	Band width [mm] B	Band nominal thickness [mm] s	⚖
CE.99903-05	M-BAND-10-05	500	10	1.66	40
CE.99903-06	M-BAND-10-06	600	10	1.66	48
CE.99903-07	M-BAND-10-07	700	10	1.66	56
CE.99903-08	M-BAND-10-08	800	10	1.66	64
CE.99903-09	M-BAND-10-09	900	10	1.66	72
CE.99903-10	M-BAND-10-10	1000	10	1.66	80
CE.99903-11	M-BAND-10-11	1100	10	1.66	88
CE.99903-12	M-BAND-10-12	1200	10	1.66	96
CE.99903-13	M-BAND-10-13	1300	10	1.66	104
CE.99903-14	M-BAND-10-14	1400	10	1.66	112
CE.99903-15	M-BAND-10-15	1500	10	1.66	120
CE.99903-16	M-BAND-10-16	1600	10	1.66	128
CE.99903-17	M-BAND-10-17	1700	10	1.66	136
CE.99903-18	M-BAND-10-18	1800	10	1.66	144
CE.99903-19	M-BAND-10-19	1900	10	1.66	152
CE.99903-20	M-BAND-10-20	2000	10	1.66	160
CE.99903-25	M-BAND-10-25	2500	10	1.66	200
CE.99903-30	M-BAND-10-30	3000	10	1.66	240
CE.99903-35	M-BAND-10-35	3500	10	1.66	280
CE.99903-40	M-BAND-10-40	4000	10	1.66	320
CE.99903-45	M-BAND-10-45	4500	10	1.66	360
CE.99903-50	M-BAND-10-50	5000	10	1.66	400

Fig.1

**Cover strip**

Protection strip (0.1 mm)  
Adhesive tape (0.13 mm)

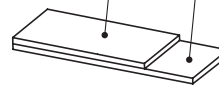


Fig.2

**Magnetic band**

Magnetic tape (1 mm)  
Carrier strip (0.3 mm)  
Adhesive tape (0.13 mm)

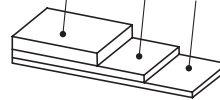
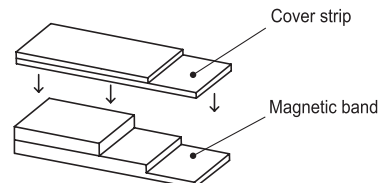


Fig.3

**Proper assembling**



Position indicators